

CHALLAN

From:  
MAHESHWARI DATAMATICS PVT. LTD.  
23 R.N.MUKHERJEE ROAD, 5TH FLOOR  
KOLKATA - 700001  
Phone : 2248-2248/2243-5029  
Email: mdpldc@yahoo.com

To:  
SPML INFRA LTD.  
22, CAMAC STREET, BLOCK "A"  
3RD FLOOR  
KOLKATA  
700016

Shareholding Pattern as on 31/12/2021  
Investors' Grievance Report for quarter ended 31/12/2021  
Balance Confirmation Certificate  
Compliance Certificate U/S 7(3)  
Clause 74(5) Confirmation  
Distribution Schedule both in value and in numbers

Date: 04/01/2022

For MAHESHWARI DATAMATICS PVT. LTD.



CHALLAN


From:  
MAHESHWARI DATAMATICS PVT. LTD.  
23 R.N.MUKHERJEE ROAD, 5TH FLOOR  
KOLKATA - 700001  
Phone : 2248-2248/2243-5029  
Email: mdpldc@yahoo.com

To:  
SPML INFRA LTD.  
22, CAMAC STREET, BLOCK "A"  
3RD FLOOR  
KOLKATA  
700016

Shareholding Pattern as on 31/12/2021  
Investors' Grievance Report for quarter ended 31/12/2021  
Balance Confirmation Certificate  
Compliance Certificate U/S 7(3)  
Clause 74(5) Confirmation  
Distribution Schedule both in value and in numbers

Date: 04/01/2022

For MAHESHWARI DATAMATICS PVT. LTD.



**Format of holding of specified securities**

1. Name of Listed Entity: SPML INFRA LTD. (CIN:L40106DL1981PLC012228)
2. Scrip Code 500402 Name of Scrip -, Class of Security Equity
3. Share Holding Pattern Filed under : Reg. 31(1)(a)/Reg. 31(1)(b)/Reg. 31(1)(c )
  - a. If under 31 (1)(b) then indicate the report for Quarter ending: 31/12/2021
  - b. If under 31(1)(c ) then indicate date of allotment/extinguishment

4. **Declaration** : The Listed entity is required to submit the following declaration to the extent of submission of information:-

Particulars	Yes*	No*
1 Whether the Listed Entity has issued any partly paid up shares?		No
2 Whether the Listed Entity has issued any Convertible Securities or Warrants?		No
3 Whether the Listed Entity has any shares against which depository receipts are issued?		No
4 Whether the Listed Entity has any shares in Locked-in?		No
5 Whether any shares held by promoters are pledge or otherwise encumbered?	Yes	

\* If the Listed Entity selects the option 'No' for the questions above, the column for the partly paid up shares, Outstanding Convertible Securities/Warrants, depository receipts, locked-in shares, No of shares pledged or otherwise encumbered by promoters, as applicable, shall not be displayed at the time of dissemination on the Stock Exchange website. Also wherever there is 'No' declared by Listed Entity in above table the values will be considered as 'Zero' by default on submission of the format of holding of specified securities.

5. The tabular format for disclosure of holding of specified securities is as follows:-



Table 1 - Summary Statement holding of specified securities as on 31/12/2021

Category (I)	Category of shareholder (II)	Nos. of shareholders (III)	No. of fully paid up equity shares held (IV)	No. of Partly paid-up equity shares held (V)	No. of shares underlying Depository Receipts (VI)	Total nos. shares held (VII)=(IV)+(V)+(VI)	Shareholding as a % of total no. of shares (calculated as per SCRR, 1957) (VIII) As a % of (A+B+C2)	Number of Voting Rights held in each class of securities (IX)				No of shares Underlying outstanding convertible securities (including Warrants) (X)	Shareholding as a % assuming full conversion of convertible securities (as a percentage of diluted share capital) (XI)=(VII)+(X) As a % of (A+B+C2)	Number of Locked in shares (XII)		Number of shares pledged or otherwise encumbered (XIII)		Number of equity shares held in dematerialized form (XIV)
								No of Voting Rights			Total as a % of (A+B+C)			No. (a)	As a % of total shares held (b)	No. (a)	As a % of total shares held (b)	
								Class eg:x	Class eg:y	Total								
(A)	Promoter & Promoter group	12	10950200	0	0	10950200	29.8775	10950200	0	10950200	29.8775	0	29.8775	0	0.0000	1E+07	92.0445	10950200
(B)	Public	9085	25700076	0	0	25700076	70.1225	25700076	0	25700076	70.1225	0	70.1225	0	0.0000	NA		25542795
(C)	Non Promoter - Non Public															NA		
(C1)	Shares underlying DRs						NA									NA		
(C2)	Shares held by Employee Trusts															NA		
	Total	9097	36650276	0	0	36650276	100.0000	36650276	0	36650276	100.0000	0	100.0000	0		1E+07	27.5006	36492995




Table II - Statement Showing shareholding pattern of the Promoter and Promoter Group as on 31/12/2021

(1)	Category & Name of the Shareholders (I)	Entity type i.e. promoter OR promoter group entity (except promoter)	PAN	Nos. of shareholders (III)	No. of fully paid up equity shares held (IV)	Partly paid-up equity shares held (V)	Nos. of shares underlying Depository Receipts (VI)	Total nos. shares held (VII)=(IV)+(V)+(VI)	Shareholding % calculated as per SCRR, 1957) As a % of (A+B+C2) (VIII)	Number of Voting Rights held in each class of securities (IX)			Total as a % of Total Voting rights	No of shares Underlying outstanding convertible securities (as a percentage of diluted share capital) (X)	Shareholding as a % assuming full conversion of convertible securities (as a percentage of diluted share capital) (XI)=(VII)+(X) As a % of A+B+C2)	Number of Locked in shares (XII)		Number of shares pledged or otherwise encumbered (XIII)		Number of equity shares held in dematerialized form (XIV)
										No of Voting Rights		No. (a)				As a % of total shares held (b)	No. (a)	As a % of total shares held (b)		
										Class x	Class y								Total	
(1)	Indian			7	4395125	0	0	4395125	11.9921	4395125	0	4395125	11.9921	0	11.9921	0	0.0000	3523902	60.1793	4395125
(a)	Individuals/Hindu undivided Family																			
	SUBHASH CHAND SETHI	Promoter	AMGPS8645B	1	1523280	0	0	1523280	4.1563	1523280	0	1523280	4.1563	0	4.1563	0	0.0000	1519497	99.7517	1523280
	SUSHIL KUMAR SETHI	Promoter	AMGPS8647D	1	1056985	0	0	1056985	2.8840	1056985	0	1056985	2.8840	0	2.8840	0	0.0000	1056985	100.0000	1056985
	DEEPAK SETHI	Promoter Group	AMGPS8644A	1	582250	0	0	582250	1.5887	582250	0	582250	1.5887	0	1.5887	0	0.0000	582250	100.0000	582250
	PUNAM CHAND SETHI	Promoter Group	AACHP5648B	1	494625	0	0	494625	1.3496	494625	0	494625	1.3496	0	1.3496	0	0.0000	0	0.0000	494625
	PUNAM CHAND SETHI	Promoter Group	AMGPS8643H	1	372735	0	0	372735	1.0170	372735	0	372735	1.0170	0	1.0170	0	0.0000	0	0.0000	372735
	SUMAN SETHI	Promoter Group	AMGPS8640E	1	183735	0	0	183735	0.5013	183735	0	183735	0.5013	0	0.5013	0	0.0000	183735	100.0000	183735
	SHILPA SETHI	Promoter Group	AFFPJ5933D	1	181515	0	0	181515	0.4953	181515	0	181515	0.4953	0	0.4953	0	0.0000	181515	100.0000	181515
(b)	Central Government/State Government(s)													0	0.0000	0	0.0000	0	0.0000	0
(c)	Financial Institutions/Banks													0	0.0000	0	0.0000	0	0.0000	0
(d)	Any Other (specify)													0	0.0000	0	0.0000	0	0.0000	0
	Bodies Corporate			5	6555075	0	0	6555075	17.8855	6555075	0	6555075	17.8855	0	17.8855	0	0.0000	6555075	100.0000	6555075
	ZOOM INDUSTRIAL SERVICES LTD	Promoter Group	AAACZ0928K	1	2500000	0	0	2500000	6.8212	2500000	0	2500000	6.8212	0	6.8212	0	0.0000	2500000	100.0000	2500000
	SPML INDIA LIMITED	Promoter Group	AADCS4872N	1	2119055	0	0	2119055	5.7818	2119055	0	2119055	5.7818	0	5.7818	0	0.0000	2119055	100.0000	2119055
	20TH CENTURY ENGINEERING LIMITED	Promoter Group	AAACZ2098L	1	1000000	0	0	1000000	2.7285	1000000	0	1000000	2.7285	0	2.7285	0	0.0000	1000000	100.0000	1000000
	SPM ENGINEERS LIMITED	Promoter Group	AADCS2470G	1	500000	0	0	500000	1.3642	500000	0	500000	1.3642	0	1.3642	0	0.0000	500000	100.0000	500000
	ARIHANT LEASING AND HOLDING LIMITED	Promoter Group	AAECA8741M	1	436020	0	0	436020	1.1897	436020	0	436020	1.1897	0	1.1897	0	0.0000	436020	100.0000	436020
	Sub Total			12	10950200	0	0	10950200	29.8775	10950200	0	10950200	29.8775	0	29.8775	0	0.0000	10079057	92.0445	10950200
(2)	Foreign													0	0.0000	0	0.0000	0	0.0000	0
(a)	Individuals (Non-Resident Individuals/Foreign Individuals)													0	0.0000	0	0.0000	0	0.0000	0
(b)	Government													0	0.0000	0	0.0000	0	0.0000	0
(c)	Institutions													0	0.0000	0	0.0000	0	0.0000	0
(d)	Foreign Portfolio Investor													0	0.0000	0	0.0000	0	0.0000	0
(e)	Any Other (specify)													0	0.0000	0	0.0000	0	0.0000	0
	Sub Total			0	0	0	0	0	0.0000	0	0	0	0.0000	0	0.0000	0	0.0000	0	0.0000	0
	Total Shareholding of Promoter and Promoter Group (A)=(1)+(2)			12	10950200	0	0	10950200	29.8775	10950200	0	10950200	29.8775	0	29.8775	0	0.0000	10079057	92.0445	10950200



Table III - Statement Showing shareholding pattern of the Public shareholder as on 31/12/2021


Category & Name of the Shareholders (I)	PAN (II)	Nos. of shareholders (III)	No. of fully paid up equity shares held (IV)	Partly paid up equity shares held (V)	Nos. of shares underlying Depository Receipts (VI)	Total nos. shares held (VII)=(IV)+(V)+(VI)	Shareholding % calculated as per SCRR, 1957) As a % of (A+B+C2) (VIII)	Number of Voting Rights held in each class of securities (IX)			No of shares Underlying outstanding convertible securities (as a percentage of diluted share capital) (X)	Shareholding as a % assuming full conversion of convertible securities (as a percentage of diluted share capital) (XI)=(VII)+(X) As a % of A+B+C2)	Number of Locked in shares (XII)		Number of shares pledged or otherwise encumbered (XIII)		Number of equity shares held in dematerialized form (XIV)	
								No of Voting Rights					Total as a % of Total Voting rights	As a % of total shares held (a)	No. (Not applicable) (a)	As a % of total shares held (Not applicable) (b)		
								Class x	Class y	Total								
(1) Institutions																		
(a) Mutual Funds / UTI																		
(b) Venture Capital Funds																		
(c) Alternate Investment Funds																		
(d) Foreign Venture Capital Investors																		
(e) Foreign Portfolio Investors																		
(f) Financial Institutions / Banks		2	1155406	0	0	1155406	3.1525	1155406	0	1155406	3.1525	0	3.1525	0	0.0000	NA		1155406
ICICI BANK LTD	AAACI1195H	1	1145406	0	0	1145406	3.1252	1145406	0	1145406	3.1252	0	3.1252	0	0.0000	NA		1145406
(g) Insurance Companies																		
(h) Provident Funds / Pension Funds																		
(i) Any Other (specify)																		
Sub Total		2	1155406	0	0	1155406	3.1525	1155406	0	1155406	3.1525	0	3.1525	0	0.0000	NA		1155406
(2) Central Government / State Government(s) / President of India																		
(3) Non-Institutions																		
(a) Individuals-																		
i. Individual shareholders holding nominal share capital upto Rs.2 lakhs		8566	7618617	0	0	7618617	20.7873	7618617	0	7618617	20.7873	0	20.7873	0	0.0000	NA		7470341
ii. Individual shareholders holding nominal share capital in excess of Rs.2 lakhs		8	3680802	0	0	3680802	10.0430	3680802	0	3680802	10.0430	0	10.0430	0	0.0000	NA		3680802
ANIL KUMAR SETHI	AMGPS8646C	1	1775780	0	0	1775780	4.8452	1775780	0	1775780	4.8452	0	4.8452	0	0.0000	NA		1775780
ASHOK KUMAR DAMANI	ACXPD6089R	1	600000	0	0	600000	1.6371	600000	0	600000	1.6371	0	1.6371	0	0.0000	NA		600000
HARSH ROHITBHAI PATEL	AHAPP6356R	1	388641	0	0	388641	1.0604	388641	0	388641	1.0604	0	1.0604	0	0.0000	NA		388641
(b) NBFCs registered with RBI																		
(c) Employee Trusts																		
(d) Overseas Depositories (holding DRs) (balancing figure)																		
(e) Any Other (specify)																		



SPML INFRA LTD.

Table III - Statement Showing shareholding pattern of the Public shareholder as on 31/12/2021

Category & Name of the Shareholders (I)	PAN (II)	Nos. of shareholders (III)	No. of fully paid up equity shares held (IV)	Partly paid-up equity shares held (V)	Nos. of shares underlying Depository Receipts (VI)	Total nos. shares held (VII)=(IV)+(V)+(VI)	Shareholding % calculated as per SCRR, 1957) As a % of (A+B+C2) (VIII)	Number of Voting Rights held in each class of securities (IX)			No of shares Underlying convertible securities (as a percentage of diluted share capital) (X)	Shareholding as a % assuming full conversion of convertible securities (as a percentage of diluted share capital) (XI)=(VII)+(X) As a % of A+B+C2)	Number of Locked in shares (XII)		Number of shares pledged or otherwise encumbered (XIII)		Number of equity shares held in dematerialized form (XIV)
								No of Voting Rights					Total as a % of Total Voting rights	As a % of total shares held (b)	No. (Not applicable) (a)	As a % of total shares held (Not applicable) (b)	
								Class x	Class y	Total							
Investor Education and Protection Fund Authority		1	139261	0	0	139261	0.3800	139261	0	139261	0.3800	0	0.0000	NA		139261	
Bodies Corporate		120	5340608	0	0	5340608	14.5718	5340608	0	5340608	14.5718	0	0.0000	NA		5331603	
UDGAM COMMERCIAL LIMITED	AAACU3095L	1	1706906	0	0	1706906	4.6573	1706906	0	1706906	4.6573	0	0.0000	NA		1706906	
INTERNATIONAL CONSTRUCTIONS LIMITED	AAACI5686F	1	880945	0	0	880945	2.4037	880945	0	880945	2.4037	0	0.0000	NA		880945	
TECHNO MECHANICAL SERVICES PVT LTD	AABCT8449C	1	728982	0	0	728982	1.9890	728982	0	728982	1.9890	0	0.0000	NA		728982	
MONET SECURITIES PRIVATE LTD	AABCM7058A	1	585925	0	0	585925	1.5987	585925	0	585925	1.5987	0	0.0000	NA		585925	
Resident Individual (HUF)		244	815052	0	0	815052	2.2239	815052	0	815052	2.2239	0	0.0000	NA		815052	
Clearing Member		53	128804	0	0	128804	0.3514	128804	0	128804	0.3514	0	0.0000	NA		128804	
Non Resident Individual		89	1260650	0	0	1260650	3.4397	1260650	0	1260650	3.4397	0	0.0000	NA		1260650	
Trusts		1	67000	0	0	67000	0.1828	67000	0	67000	0.1828	0	0.0000	NA		67000	
Foreign Company		1	5493876	0	0	5493876	14.9900	5493876	0	5493876	14.9900	0	0.0000	NA		5493876	
CLIENT ROSEHILL LIMITED	AADCC0369A	1	5493876	0	0	5493876	14.9900	5493876	0	5493876	14.9900	0	0.0000	NA		5493876	
Sub Total		9083	24544670	0	0	24544670	66.9699	24544670	0	24544670	66.9699	0	0.0000	NA		24387389	
Total Public Shareholding (B)=(B)(1)+(B)(2)+(B)(3)		9085	25700076	0	0	25700076	70.1225	25700076	0	25700076	70.1225	0	0.0000	NA		25542795	



SPML INFRA LTD.

Table Iv - Statement Showing shareholding pattern of the Non Promoter - Non Public shareholder as on 31/12/2021

Category & Name of the Shareholders (I)	PAN (II)	No of shareholders (III)	No. of fully paid up equity shares held (IV)	Partly paid-up equity shares held (V)	Nos. of shares underlying Depository Receipts (VI)	Total nos. shares held (VII)=(IV) + (V)+(VI)	Shareholding % calculated as per SCRR, 1957) As a % of (A+B+C2) (VIII)	Number of Voting Rights held in each class of securities (IX)			Total as a % of Total Voting rights	No of shares Underlying outstanding convertible securities (including Warrants) (X)	Total Shareholding as a % assuming full conversion of convertible securities (as a percentage of diluted share capital) (XI)=(VII)+(X) As a % of A+B+C2)	Number of Locked in shares (XII)		Number of shares pledged or otherwise encumbered (XIII)		Number of equity shares held in dematerialized form (XIV)	
								No of Voting Rights						No. (a)	As a % of total shares held (b)	No. (Not applicable) (a)	As a % of total shares held (b)		
								Class x	Class y	Total									
(1) Custodian / DR Holder																			
(2) Employee Benefit Trust (under SEBI (Share based Employee Benefit) Regulations, 2014)																			
<b>Total Non Promoter - Non Public Shareholding (C)=(C)(1)+(C)(2)</b>		0	0	0	0	0	0.0000	0	0	0	0.0000	0	0.0000	0	0.0000	NA	NA	0	



SPML INFRA LTD.

Annexure

Table V - Statement showing details of significant beneficial owners as on 31/12/2021

Details of the (SBO) (I)			Details of the registered owner (II)			Details of holding / exercise of right of the SBO in the reporting company, whether direct or indirect: Whether by virtue of: (III)				Date of creation / acquisition of significant beneficial interest (IV)	
Sr No	Name	PAN / Passport No. in case of a foreign national	Nationality	Name	PAN / Passport No. in case of a foreign national	Nationality	Shares (%)	Voting rights (%)	Rights on distributable dividend or any other distribution (%)	Exercise of control	Exercise of significant influence





## SPML INFRA LTD.

## Distribution Schedule as on 31/12/2021

Share Holding	No of Holders	% age	No of Shares	% age
Upto 50	3237	35.5832	56532	0.1542
51 to 100	1261	13.8617	116732	0.3185
101 to 150	342	3.7595	45481	0.1241
151 to 250	836	9.1898	172787	0.4714
251 to 500	1365	15.0049	581575	1.5868
501 to 5000	1675	18.4127	2696152	7.3564
Above 5000	381	4.1882	32981017	89.9885
Grand Total	9097	100.0000	36650276	100.0000

## Distribution Schedule as on 31/12/2021

Share Holding	No of Holders	% age	No of Shares	% age
Upto 500	7041	77.3991	973107	2.6551
501 to 1000	838	9.2118	715981	1.9535
1001 to 2000	472	5.1885	748013	2.0409
2001 to 3000	193	2.1216	504373	1.3762
3001 to 4000	87	0.9564	317964	0.8676
4001 to 5000	85	0.9344	409821	1.1182
5001 to 10000	170	1.8687	1303727	3.5572
Above 10000	211	2.3194	31677290	86.4312
Grand Total	9097	100.0000	36650276	100.0000

## Distribution Schedule as on 31/12/2021

Notional Value of (Rs.)	No of Holders	% age	Amount (Rs.)	% age
Upto 5000	8444	92.8218	5306220	7.2390
5001 to 10000	272	2.9900	2032298	2.7726
10001 to 20000	170	1.8687	2607454	3.5572
20001 to 30000	65	0.7145	1627636	2.2205
30001 to 40000	39	0.4287	1385782	1.8905
40001 to 50000	23	0.2528	1076350	1.4684
50001 to 100000	31	0.3408	2348736	3.2043
Above 100000	53	0.5826	56916076	77.6475
Grand Total	9097	100.0000	73300552	100.0000



SPML INFRA LTD.

Shareholding Summary as on 31/12/2021

Form	As per Folio/Client Id		As per PAN	
	No of Records	No of Shares	No of Records	No of Shares
PHYSICAL	268	157281	267	157281
NSDL	4233	27878098	4120	27878098
CDSL	4896	8614897	4816	8614897
<b>TOTAL</b>	<b>9397</b>	<b>36650276</b>	<b>9203</b>	<b>36650276</b>

